

PRODUCT SPECIFICATIONS

AMP

MODEL NO.	MOTOR	RPM		60HZ		50HZ		NET WT.		CAPACITOR	
		60HZ	50HZ	60HZ	50HZ	HP	kW	lbs.	kg	mfd.	VOLT
86R123-101-N170X	100-120/200-240 (60Hz) 100-120/200-240 (50Hz)	1725	1425	1.4/0.8	1.7/0.9	1/8	0.09	14.9	6.8	17.5	370

SOUND LEVEL LESS THAN 65 db(A)

NORMAL AMBIENT +5 °C - +40 °C

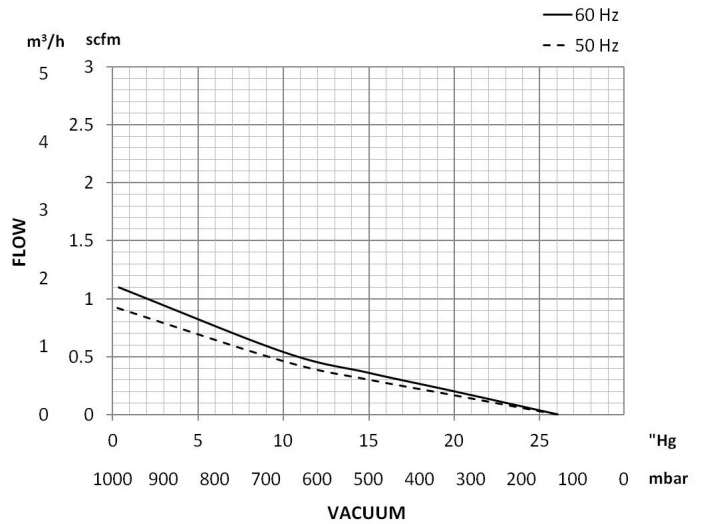
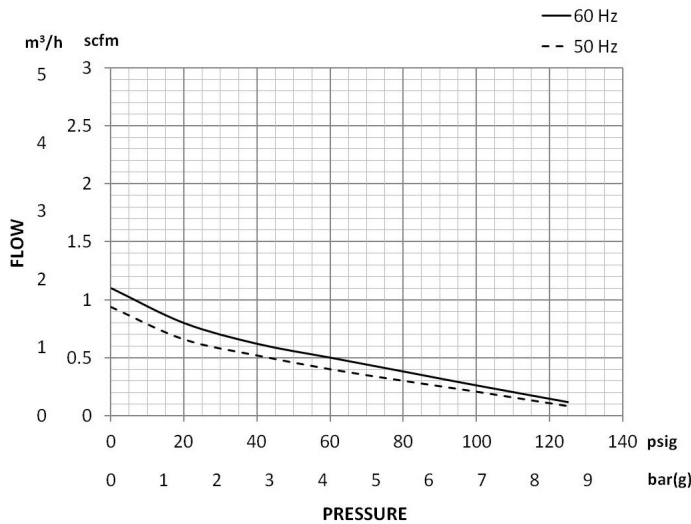
RELATIVE HUMIDITY 20% - 80%

ENVIRONMENT CLEAN DUST FREE

NOTES:

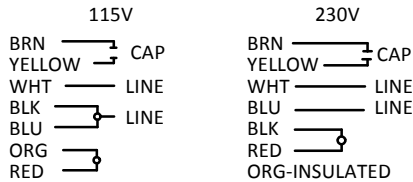
1. TECHNICAL DATA SUBJECT TO CHANGE WITHOUT NOTICE.
2. THIS PUMP MUST BE INSTALLED IN AN ENCLOSURE.
3. ALL DIMENSIONS ARE FOR REFERENCE ONLY.
4. KIT P/N: K961.
- 5.

PRODUCT PERFORMANCE: 50Hz & 60Hz CURVES BASED ON 240V.

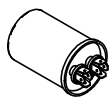
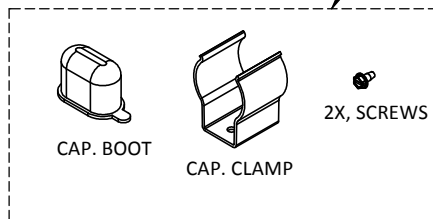


PRODUCT DIMENSIONS:

WIRING DIAGRAM



CAPACITOR MOUNTING KIT TO BE SHIPPED UNATTACHED.



CAPACITOR TO BE SHIPPED UNATTACHED

